

SURFACE  
SURPRESSION

**BMI / BTI**

**Pompe  
single-stage  
cast iron**

**APPLICATION :**

Single-stage cast iron pump for clean water, non-abrasive and non-aggressive

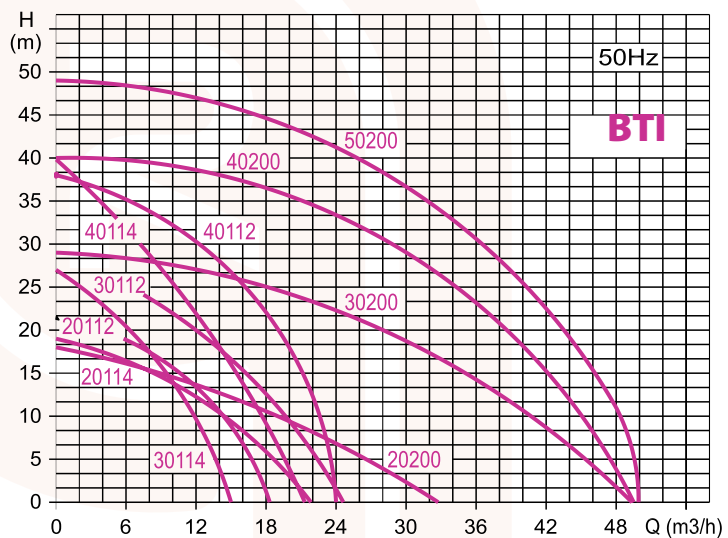
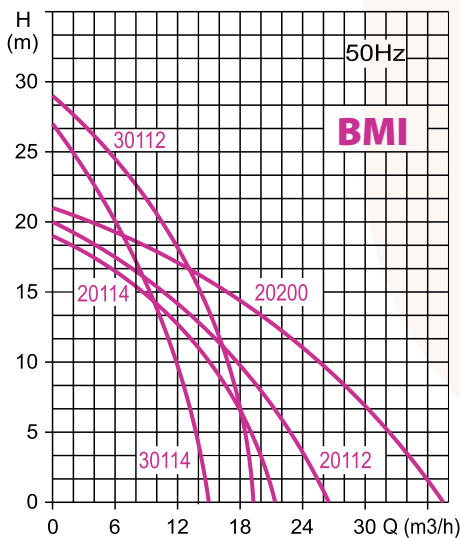
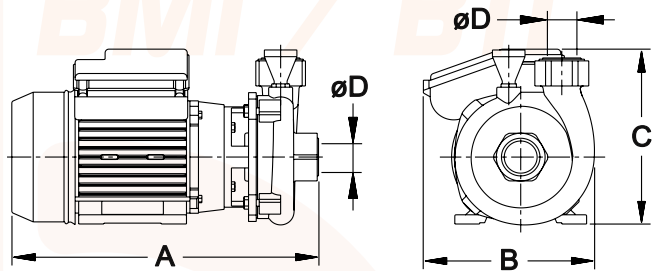
For all applications in irrigation and transfer

With robust design the BMI ranges / BTI are ideal for agricultural facilities

Built-in capacitor, single phase



■ **50 Hz**



Type	Tension	Power		Motor		Dimensions (mm)				Weight	H (max)	Debit (max)	Code
	V	kW	CV	A	μF	A	B	C	øD				
<b>BMI 20114</b>	<b>1 x 230</b>	0,55	0,75	4,2	25	310	170	210	1" ¼	11,0	19	22	<b>01010057</b>
<b>BMI 30114</b>		0,75	1,0	5,6	30	370	200	230	1" ¼	19,0	27	15	<b>01010065</b>
<b>BMI 20112</b>		0,75	1,0	5,6	30	380	200	230	1" ½	15,0	20	27	<b>01010061</b>
<b>BMI 30112</b>		1,1	1,5	7,3	40	380	200	230	1" ½	22,0	29	19	<b>01010070</b>
<b>BMI 20200</b>		1,1	1,5	7,3	40	370	200	240	2"	17,5	21	33	<b>01010067</b>

<b>BTI 20114</b>	<b>3 x 400</b>	0,55	0,75	1,4	-	310	170	210	1" ¼	10,5	19	22	<b>01010020</b>
<b>BTI 30114</b>		0,75	1,0	1,7	-	370	200	230	1" ¼	18,5	27	15	<b>01010077</b>
<b>BTI 40114</b>		1,5	2,0	3,3	-	440	280	250	1" ¼	27,0	40	22	<b>01010089</b>
<b>BTI 20112</b>		1,1	1,5	2,6	-	380	200	230	1" ½	16,0	20	27	<b>01010081</b>
<b>BTI 30112</b>		1,5	2,0	3,3	-	390	200	250	1" ½	21,5	29	19	<b>01010088</b>
<b>BTI 40112</b>		2,2	3,0	4,7	-	460	270	250	1" ½	30,0	38	24	<b>01010094</b>
<b>BTI 20200</b>		1,5	2,0	3,3	-	400	260	230	2"	28,0	21	33	<b>01010086</b>
<b>BTI 30200</b>		2,2	3,0	4,7	-	400	250	250	2"	28,0	29	50	<b>01010092</b>
<b>BTI 40200</b>		3,0	4,0	6,3	-	470	260	290	2"	35,0	40	50	On request
<b>BTI 50200</b>		4,0	5,5	8,2	-	510	280	310	2"	42,0	49	50	<b>01010103</b>