

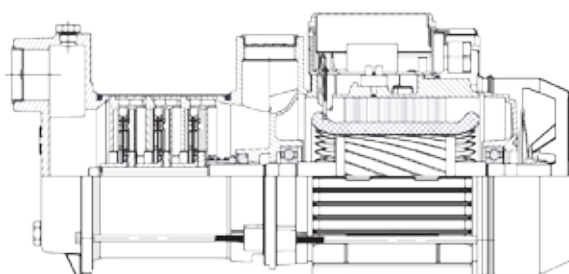

SURFACE
PRESSURE

CMH-CMV

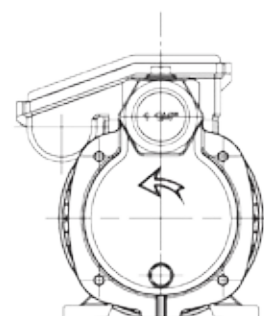
Surface
pump
multicellular

Our range of centrifugal multistage pumps, horizontal CMH and vertical CMV are particularly quiet and high performance.

Designed for clear water, a temperature of 35°C max, they are intended for home use (pressure, irrigation, watering), or for industrial uses (pressure, autoclave, washing).



CMH



CONSTRUCTION :

Suction and discharge body in cast iron
 Exterior shell, shaft and impeller in stainless steel,
 diffuser in Noryl
 Sealing by mechanical seal carbon ceramic
 Possibility of SIC / SIC on request

MOTEUR :

Protection IP44, insulation class F
 Capacitor incorporated in single phase
 Maximum water temperature 35° C
 Curves at 2850 r / min continuously with water
 density 1 Kg/dm³



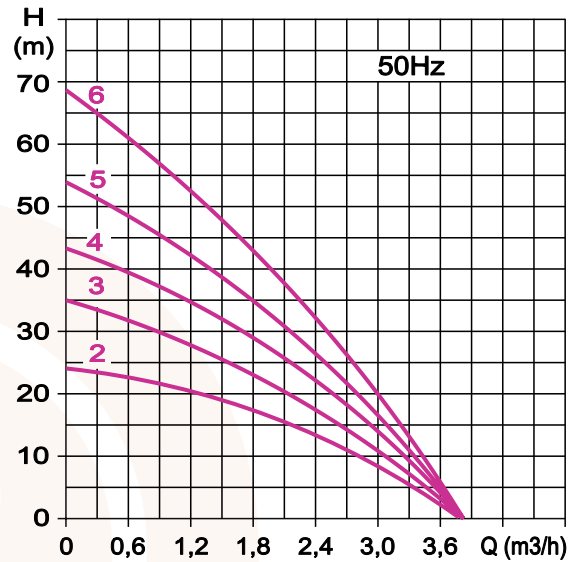
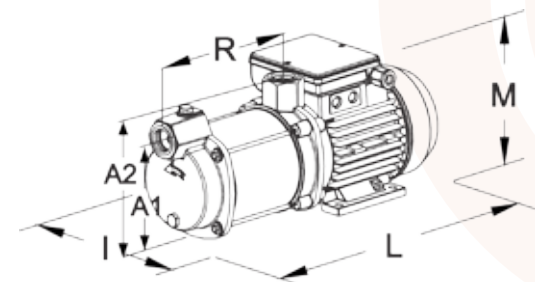
SURFACE
 PRESSURE

CMH 10

**Pump
 multicellular
 horizontal**

DN 1"

CMH



Type	Dimensions (mm)						Weight Kg
	A1	A2	R	I	L	M	
CMH 12.37.	108	147	128,5	155	320	165	8,2
CMH 13.37.	108	147	154	155	338	165	8,3
CMH 14.60.	108	147	179	155	355	165	8,5
CMH 15.60.	108	147	204	155	373	165	9,0
CMH 16.90.	108	147	229	155	400	165	9,2

Type	Tension V	Power		Motor		Connection DN	H (max) m	Debit (max) m³/h	Code
		kW	CV	A	µF				
CMH 12.37.1	1 x 230	0,37	0,5	2,18	10	1"	22	3,6	01010255
CMH 13.37.1		0,37	0,5	2,78	12	1"	33	3,6	01010257
CMH 14.60.1		0,6	0,8	3,65	14	1"	44	3,6	01010259
CMH 15.60.1		0,6	0,8	4,23	18	1"	55	3,6	01010261
CMH 16.90.1		0,9	1,2	4,93	20	1"	66	3,6	01010395

CMH 12.37.3	3 x 400	0,37	0,5	1,1	-	1"	22	3,6	01010256
CMH 13.37.3		0,37	0,5	1,2	-	1"	33	3,6	01010258
CMH 14.60.3		0,6	0,8	1,4	-	1"	44	3,6	01010260
CMH 15.60.3		0,6	0,8	1,6	-	1"	55	3,6	01010262
CMH 16.90.3		0,9	1,2	1,9	-	1"	66	3,6	01010396

Version BOOSTER with :

- One pump CMH 10
- One horizontal tank 24 l
- One switch
- One flexible tube 1"
- One manometer
- One 5-way connector
- Câble électrique



HP CMH 10

Type	Single-phase 1 x 230 V		Three-phase 3 x 400 V	
	Code		Code	
HP CMH 13.37.	01950766		01950767	
HP CMH 14.60.	01950378		01950768	
HP CMH 15.60.	01950379		01950769	

SURFACE
PRESSURE
CMH 20

Pump
multicellular
horizontal

CONSTRUCTION :

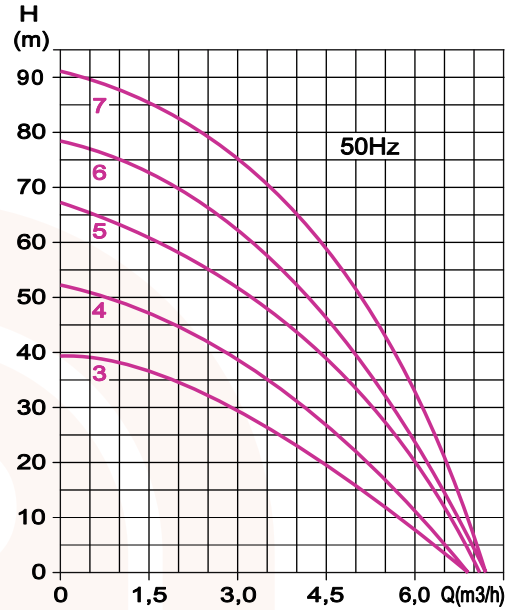
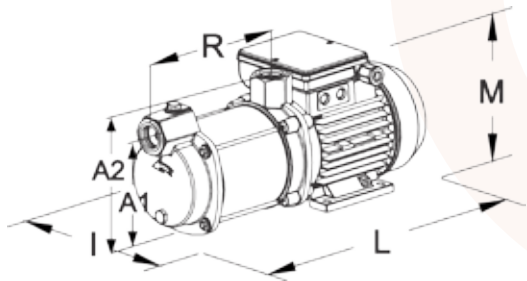
Suction and discharge body in cast iron
Exterior shell, shaft and impeller in stainless steel,
diffuser in Noryl
Sealing by mechanical seal carbon ceramic
Possibility of SIC / SIC on request



MOTOR :

Protection IP44, insulation class F
Capacitor incorporated in single phase
Maximum water temperature 35° C
Curves at 2850 r / min continuously with water
density 1 Kg/dm3

■ **DN 1"**



Type	Dimensions (mm)						Weight Kg
	A1	A2	R	I	L	M	
CMH 23.75.	137	171	176	170	400	193	13,0
CMH 24.80.	137	171	205	170	424	193	13,5
CMH 25.120.	137	171	234	170	448	193	14,0
CMH 26.120.	137	171	263	170	472	193	14,5
CMH 27.150.	137	171	292	170	496	193	16,0

Type	Tension V	Power		Motor		Connection DN	H (max) m	Debit (max) m³/h	Code
		kW	CV	A	µF				
CMH 23.75.1	1 x 230	0,75	1	3,60	16	1"	39	6,9	01010263
CMH 24.80.1		0,8	1,1	5,40	16	1"	52	6,9	01010265
CMH 25.120.1		1,2	1,6	7,20	20	1"	67	7,2	01010267
CMH 26.120.1		1,2	1,6	7,80	25	1"	78	7,2	01010416
CMH 27.150.1		1,5	2	8,60	25	1"	91	7,2	01010540

CMH 23.75.3	3 x 400	0,75	1	1,8	-	1"	39	6,9	01010264
CMH 24.80.3		0,8	1,1	2,3	-	1"	52	6,9	01010266
CMH 25.120.3		1,2	1,6	2,8	-	1"	67	7,2	01010268
CMH 26.120.3		1,2	1,6	3,5	-	1"	78	7,2	01010417
CMH 27.150.3		1,5	2	3,8	-	1"	91	7,2	01010539

Existe en **SURPRESSEUR** avec :

- One pump **CMH 20**
- One horizontal tank 24 l
- One switch
- One flexible tube 1"
- One manometer
- One 5-way connector
- Câble électrique



HP CMH 20

Type	Single-fase 1 x 230 V	Three-fase 3 x 400 V
	Code	Code
HP CMH 23.75.	01950770	01950771
HP CMH 24.80.	01950380	01950772
HP CMH 25.120.	01950377	01950773

CONSTRUCTION :

Suction and discharge body in cast iron
 Exterior shell, shaft and impeller in stainless steel,
 diffuser in Noryl
 Sealing by mechanical seal carbon ceramic
 Possibility of SIC / SIC on request

MOTOR :

Protection IP44, insulation class F
 Capacitor incorporated in single phase
 Maximum water temperature 35° C

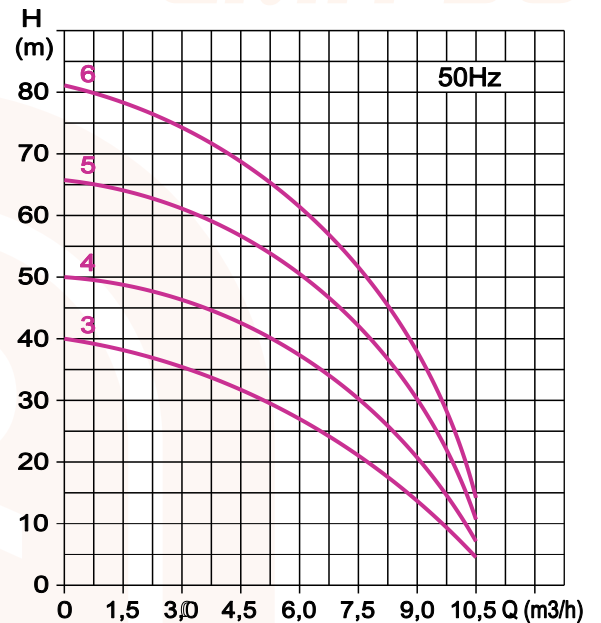


SURFACE
 PRESSURE

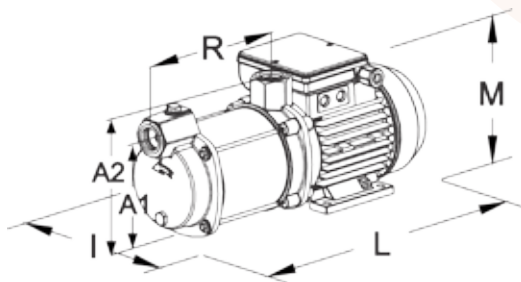
CMH 30

**Pump
 multicellular
 horizontal**

DN 1"1/4



Curves at 2850 r / min continuous
 with water density 1 Kg/dm³



Type	Dimensions (mm)						Weight Kg
	A1	A2	R	I	L	M	
CMH 33.90.	160	190	202	188	447	215	17,0
CMH 34.110.	160	190	236	188	475	215	17,5
CMH 35.150.	160	190	269	188	503	215	19,0
CMH 36.120.	160	190	303	188	531	215	20,0

Type	Tension V	Power		Motor		Connection DN	H (max) m	Debit (max) m³/h	Code
		kW	CV	A	µF				
CMH 33.90.1	1 x 230	0,9	1,2	6,2	25	1"1/4	39	10,5	01010269
CMH 34.110.1		1,1	1,5	8,9	35	1"1/4	49	10,5	01010271
CMH 35.150.1		1,5	2	11,2	40	1"1/4	65	10,5	01010273
CMH 36.120.1		2,2	3	12,0	50	1"1/4	79,5	10,5	01010418

CMH 33.90.3	3 x 400	0,9	1,2	3,7	-	1"1/4	39	10,5	01010270
CMH 34.110.3		1,1	1,5	3,9	-	1"1/4	49	10,5	01010272
CMH 35.150.3		1,5	2	4,6	-	1"1/4	65	10,5	01010274
CMH 36.120.3		2,2	3	5,0	-	1"1/4	79,5	10,5	01010275

SURFACE
PRESSURE
CMH 40

**Pump
multicellular
horizontal**

CONSTRUCTION :

Suction and discharge body in cast iron
Exterior shell, shaft and impeller in stainless steel,
diffuser in Noryl
Sealing by mechanical seal carbon ceramic
Possibility of SIC / SIC on request

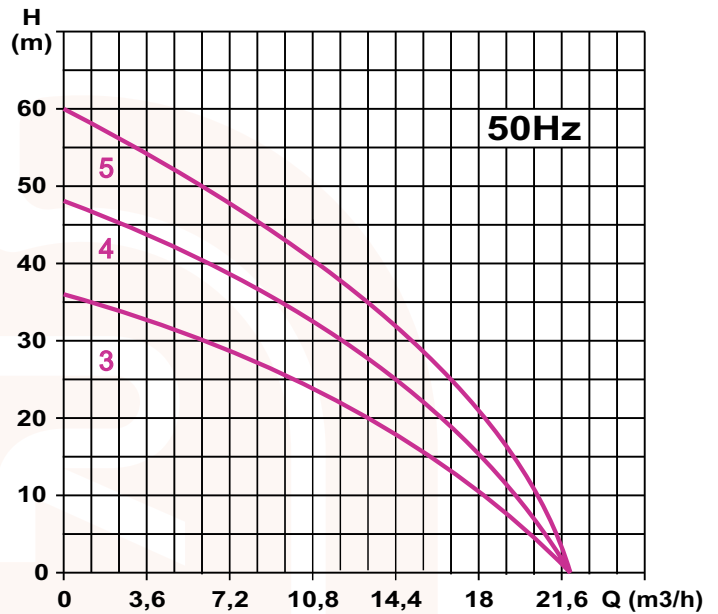
MOTOR :

Protection IP44, insulation class F
Capacitor incorporated in single phase
Maximum water temperature 35° C

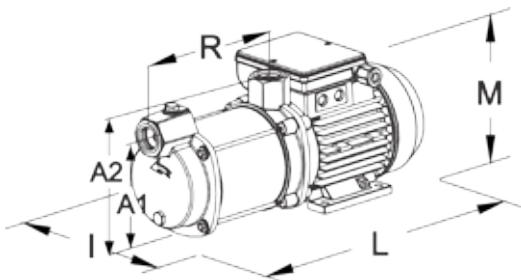


■ **DN 1 1/2"**

CMH 40



Curves at 2850 r / min continuous
with water density 1 Kg/dm³



Type	Dimensions (mm)						Weight Kg
	A1	A2	R	I	L	M	
CMH 43.220.	160	200	250	170	500	200	20
CMH 44.220.	160	200	290	171	540	200	22
CMH 45.300.3	160	200	325	170	610	200	26

Type	Tension	Power		Motor		Connection DN	H (max) m	Debit (max) m³/h	Code	
	V	kW	CV	A	µF					
CMH 43.220.1	1 x 230	2,2	3	12	40	1" 1/2	34	22	01011000	
CMH 44.220.1		2,2	3	12	40	1" 1/2	46	22	01011001	
CMH 43.220.3	3 x 400	2,2	3	3,6	--	1" 1/2	34	22	01010993	
CMH 44.220.3		2,2	3	4,2	--	1" 1/2	46	22	01010994	
CMH 45.300.3		3	4	6	--	1" 1/2	57	22	01010995	